



# Long Walk Home

## JOIN THE EVENT ON BLERTER

### 1. DOWNLOAD BLERTER APP



Existing Members may be forced to update the App, simply update and continue to Step 3.

### 2. SIGN UP (NEW MEMBERS ONLY)

1. Allow Notification & Location
2. Enter your email address
3. Next OR Sign up Now
4. Complete profile details

### 3. SCAN EVENT CODE



### 4. JOIN AN EVENT

1. Select JOIN NOW
2. Complete Check-In by reading and ticking the information
3. Automatically see your Channels, more to come closer to event day so keep an eye out!

### CHECK IN POINT BLERTS


Send a Blert when you reach each Check in Point:

Blert Walk = to keep going  
Blert Finish = if heading home  
Check out of event = when home safe

Be the Long Walk Home teams eyes and ears let them know what's happening #Blertaboutit

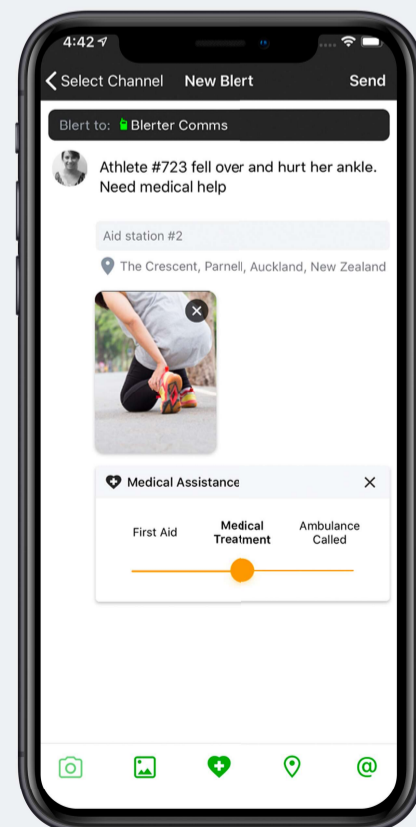
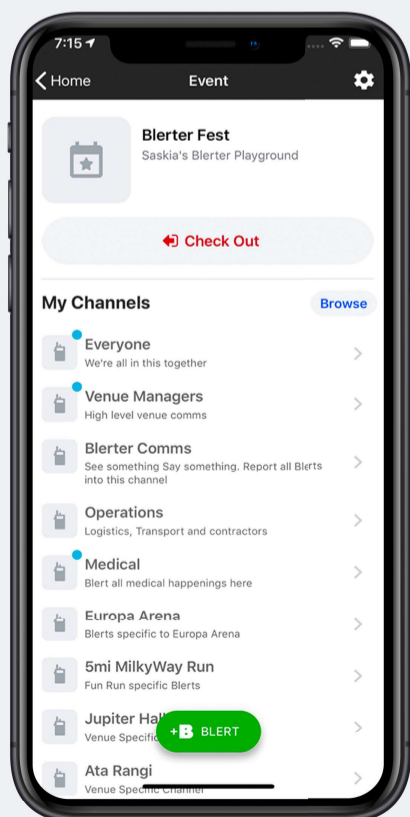
## SENDING A BLERT

To send a Blert to Check In with Walk or Finish

1. Tap Blert+ on the home screen 
2. Select Channel: Check Point
3. Let us know what happened and what you need
4. Include images, people, where you are so we can see what you see - the more info the better

**Hit Send!**

The LWH team will be in touch with you shortly.



NEED HELP??

Event Enquiries: Send a Blert to TOAST Comms

App Enquiries: Hit your profile photo and select 'Contact Us'

# Blertter